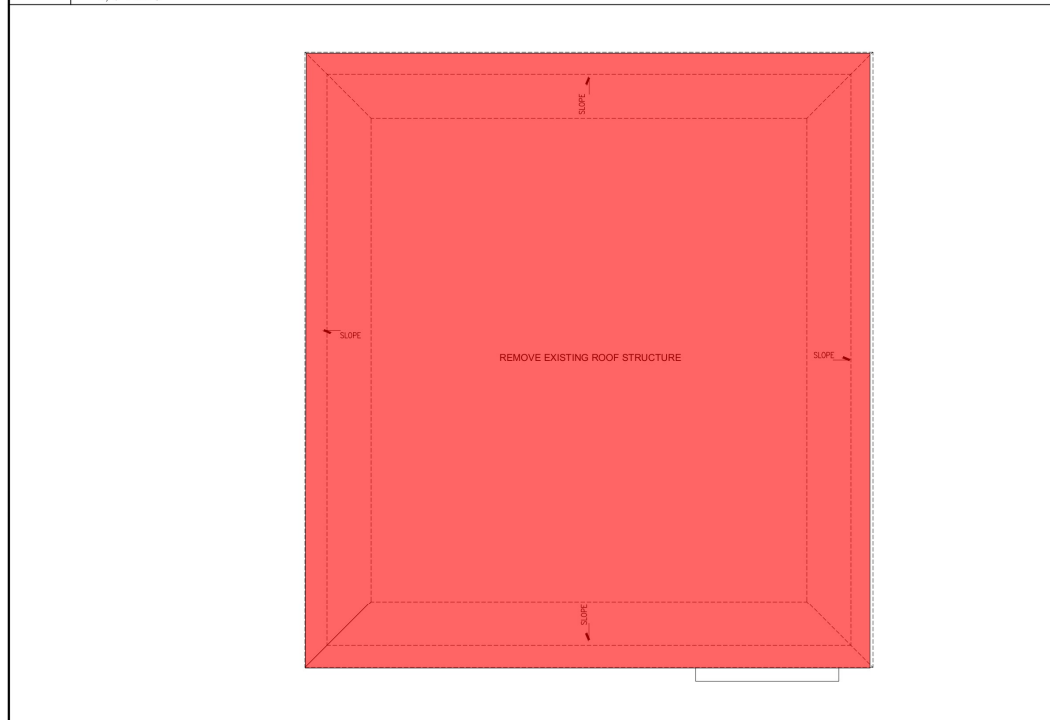


1 FIRST FLOOR - DEMOLITION PLAN
1/4" = 1 - 0"

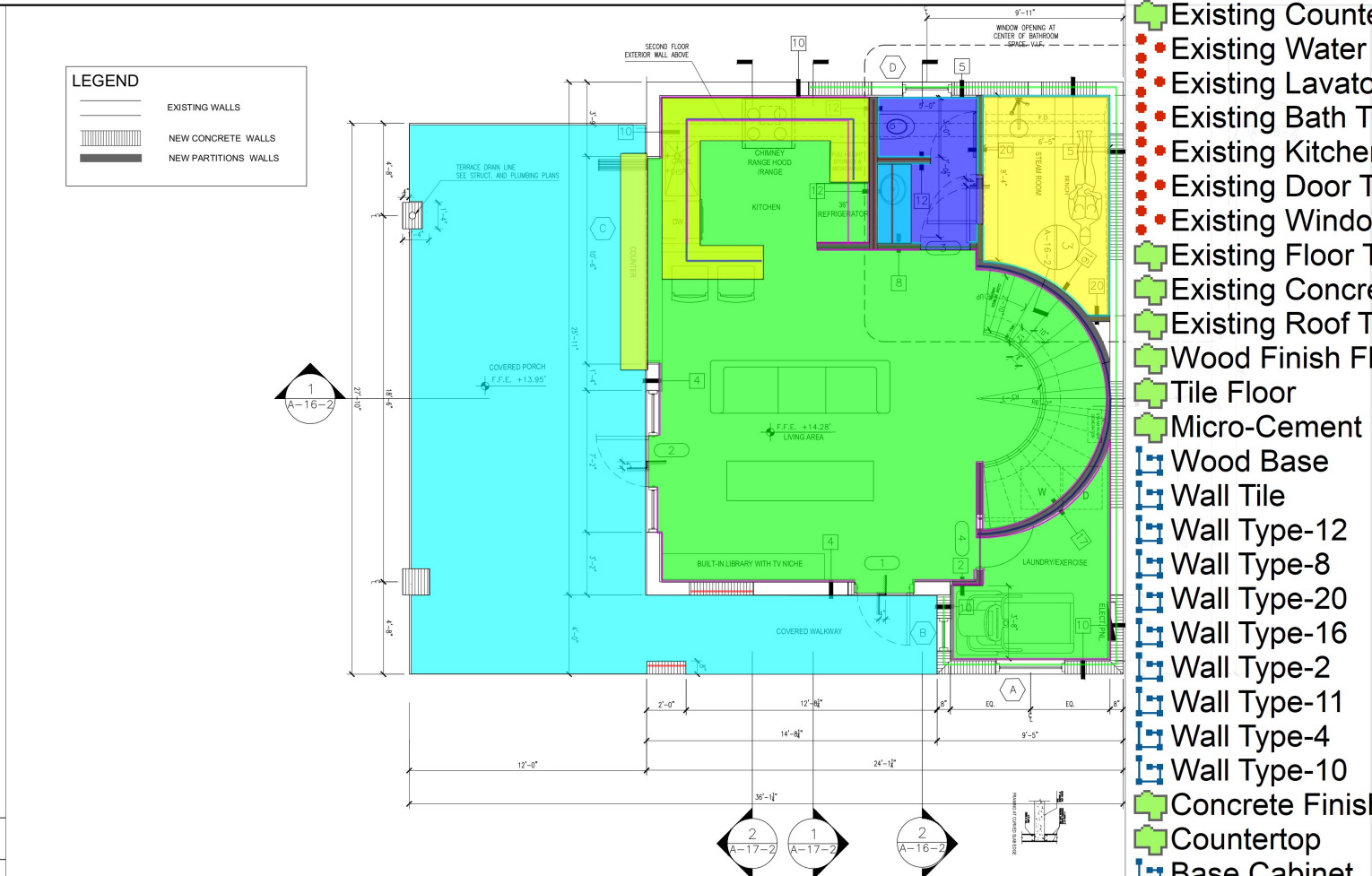


2 ROOF - DEMOLITION PLAN
1/4" = 1 - 0"

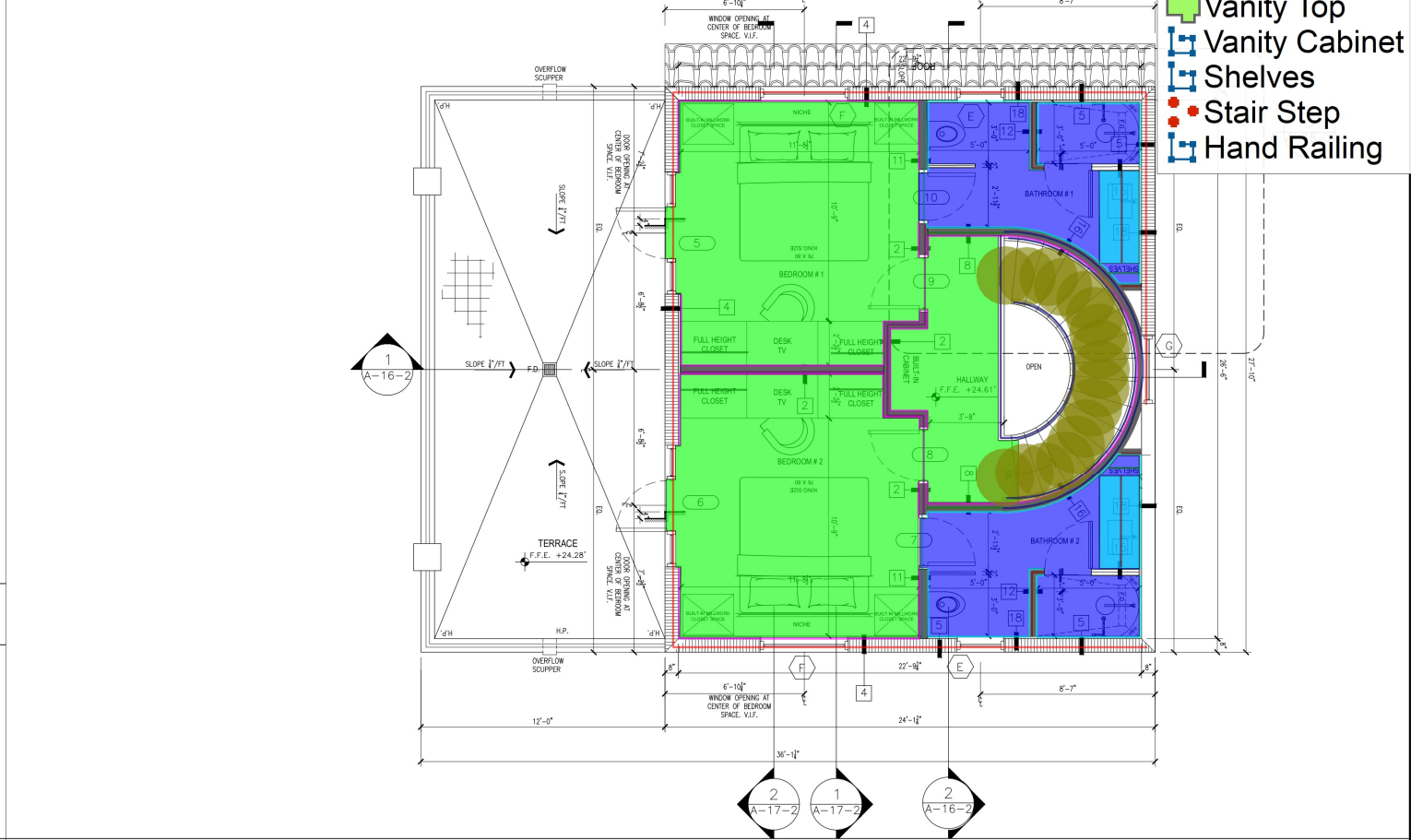
SELECTIVE DEMOLITION NOTES:

- 1 CAREFULLY REMOVE AND DISCARD ALL FINISHES INCLUDING WOOD FLOOR, DRYWALL AND CERAMIC TILE.
- 2 CAREFULLY REMOVE AND DISCARD ROOF STRUCTURE.

3 DEMOLITION KEYNOTES



4 FIRST FLOOR PLAN
1/4" = 1 - 0"



5 SECOND FLOOR PLAN
1/4" = 1 - 0"

Existing Wall To Be Removed	47.2 FT
Existing Countertop To Be Remov...	13.3 SQ FT
Existing Water Closet To Be Removed	1.0 EA
Existing Lavatory To Be Removed	1.0 EA
Existing Bath Tub To Be Removed	1.0 EA
Existing Kitchen Sink To Be Removed	1.0 EA
Existing Door To Be Removed	3.0 EA
Existing Window To Be Removed	8.0 EA
Existing Floor To Be Removed	533.3 SQ FT
Existing Concrete Slab To Be Re...	105.6 SQ FT
Existing Roof To Be Removed	713.8 SQ FT
Wood Finish Floor	841.8 SQ FT
Tile Floor	60.7 SQ FT
Micro-Cement Floor	177.7 SQ FT
Wood Base	230.9 FT
Wall Tile	137.2 FT
Wall Type-12	19.8 FT
Wall Type-8	15.1 FT
Wall Type-20	9.2 FT
Wall Type-16	42.8 FT
Wall Type-2	35.4 FT
Wall Type-11	12.2 FT
Wall Type-4	94.3 FT
Wall Type-10	56.9 FT
Concrete Finish Floor	384.3 SQ FT
Countertop	60.0 SQ FT
Base Cabinet	22.5 FT
Upper Cabinet	20.7 FT
Vanity Top	24.5 SQ FT
Vanity Cabinet	13.0 FT
Shelves	15.0 FT
Stair Step	17.0 EA
Hand Railing	40.5 FT

CASA SARTIA
REMODELING AND ADDITION

169 NE 43 Street
Miami - FL, 33137

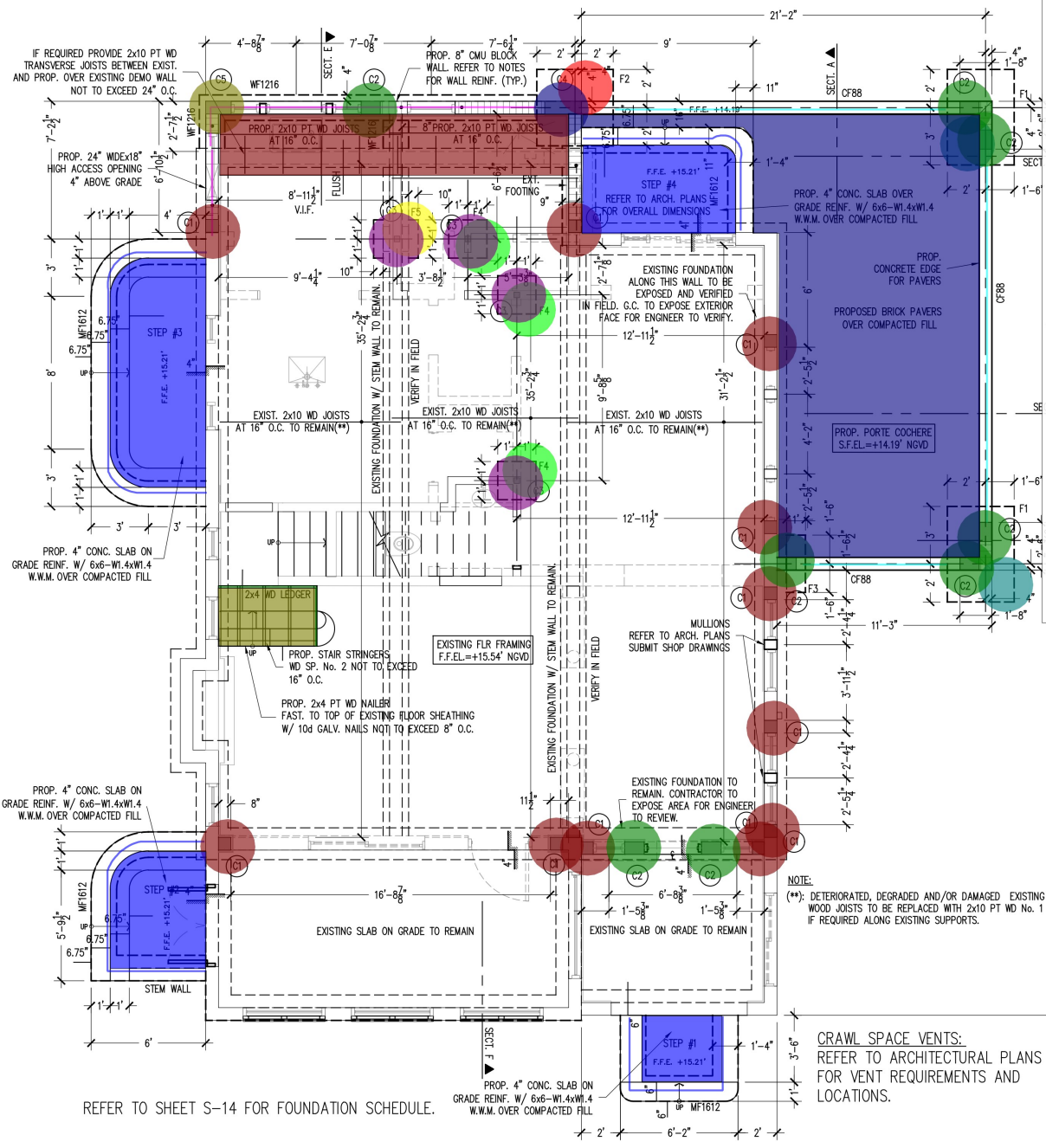
WILLIAM B. MEDELLIN ARCHITECT P.A.
560 N.E. 71 STREET
MIAMI, FLORIDA 33138
305-672-8381
FL #AA0003400 - FL #AR0013832

SHEET TITLE
COTTAGE
FIRST FLOOR PLAN - ROOF DEMOLITION
FIRST FLOOR PLAN - SECOND FLOOR PLAN

Digitally signed by William B Medellin
Date: 2024.06.03 11:19:31 -04'00'

WILLIAM B. MEDELLIN ARCHITECT P.A.
FL REGISTRATION No. 0003400

A-13-2



EXISTING/PROPOSED FOUNDATION PLAN/GROUND FLOOR PLAN
SCALE: 1/4"=1'-0"

SOIL STATEMENT

PROPOSED FOUNDATION HAS BEEN BASED ON A SOIL BEARING CAPACITY OF 2500 PSF.

UPON EXCAVATION OF FOUNDATIONS, CONTRACTOR SHALL NOTIFY THE GEOTECHNICAL ENGINEER FOR CERTIFICATION OF SOIL IN FOUNDATION AREAS AS TO THE SOIL BEARING CAPACITY.

ALL ORGANIC MATERIAL/TOPSOIL SHALL BE REMOVED FROM BUILDING PAD AREAS AND NEW STRUCTURAL FILL SHALL BE PLACED AS REQUIRED. DEPTH AS DETERMINED BY GEOTECHNICAL ENGINEER.

AS PER FLORIDA BUILDING CODE, 2023, ALL UNDERLYING SOIL ON BUILDING PAD SHALL BE TREATED FOR TERMITES PRIOR TO ANY FOUNDATION WORK TO BE PERFORMED.

SOIL UNDER CONC. SLAB AREAS SHALL BE COMPACTED TO A MIN. OF 98% MODIFIED PROCTOR. CERTIFICATIONS FROM THE GEOTECHNICAL ENGINEER SHALL BE ISSUED FOR SLAB AREAS ON GRADE AS TO THE SOIL COMPACTION REQUIREMENTS.

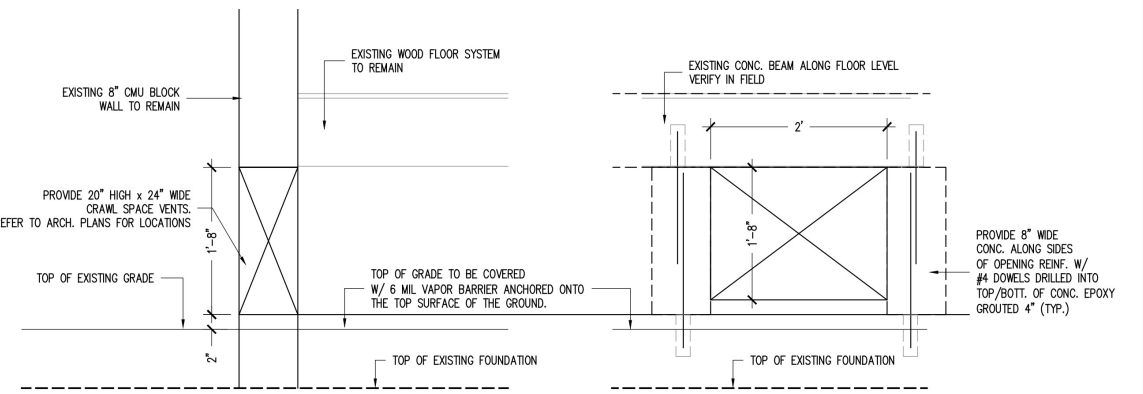
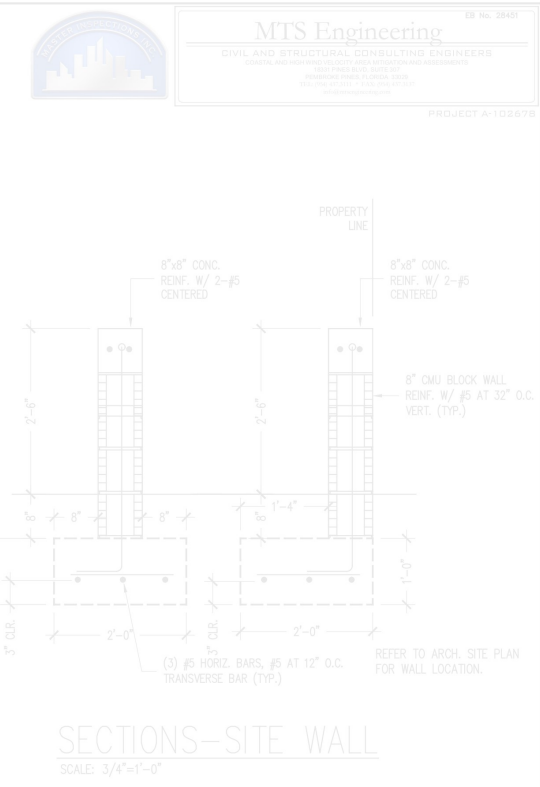
REFER TO SOIL REPORT PREPARED BY ATM_ENGINEERING DATED 03-19-2024 FOR EXISTING SOIL CONDITIONS AND SOIL PREPARATION.

- NOTE:** (REFER TO MASONRY WALL NOTES ON SHT S-15)
- FIRST FLOOR EXTERIOR 8" MASONRY WALLS SHALL BE REINFORCED W/ #5 VERTICAL BARS AT 32" O.C. (IN WALL FIELD AREAS) W/ 9GA LADDER TYPE HORIZONTAL REINFORCEMENT EVERY SECOND BLOCK COURSE COMMENCING WITH THE SECOND BLOCK COURSE UNLESS OTHERWISE NOTED.
 - CONTRACTOR TO COORDINATE ALL WINDOW AND DOOR OPENINGS WITH ARCHITECTURAL PLANS.
 - 8" MASONRY WALL OPENINGS LESS THAN 3'-0" WIDTH SHALL BE REINFORCED ALONG THE SIDES OF THE OPENING W/ (1)-#5 VERTICAL BARS IN FULLY GROUTED CELLS (1 BAR PER CELL).
 - IN AREAS NOTED ON PLAN SHEETS, CONTRACTOR SHALL EXPOSE AREAS FOR ENGINEER TO REVIEW EXISTING CONDITIONS PRIOR TO DEMOLITION OF INTERIOR PARTITIONS/WALLS.
 - IN FLOOR AREAS WHERE REPAIRS ARE REQUIRED DUE TO EXISTING DAMAGE CONDITIONS OF FLOOR SUBSTRATE, REPAIRS TO SECOND FLOOR SHEATHING SHALL MATCH EXISTING THICKNESS OF FLOOR SUBSTRATE FASTENED TO JOISTS WITH 10d NAILS NOT TO EXCEED 8" O.C. ALONG PANEL EDGES AND INTERMEDIATE SUPPORTS. USE EXT. GRADED PLYWOOD SHEATHING MIN 3/8" THICK STRUCT 1.

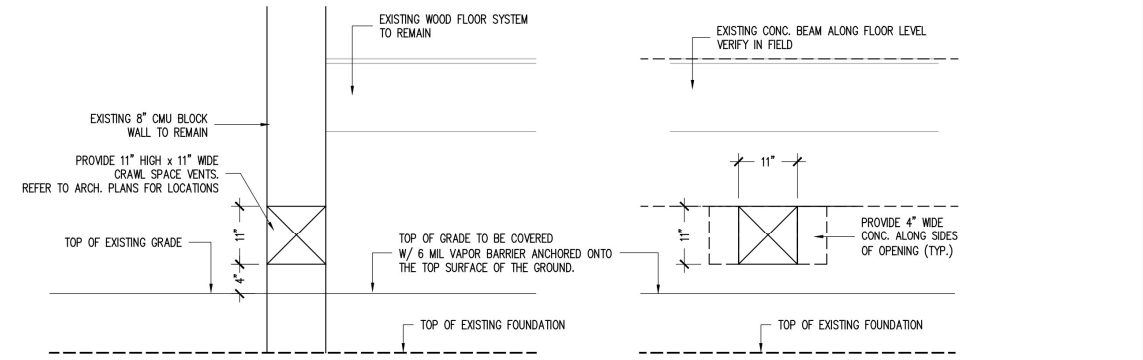
- MF162
- WF1216
- CF88
- 2'-0"x1'-6" Deep Wall Footing
- F1-3'-6"x5'-0"x1'-4" Deep Pad Footin
- F2- 4'-0"x4'-0"x1'-4" Deep Pad Footing
- F4-2'-0"x2'-0"x1'-4" Deep Pad Footing
- F5-0'-10"x2'-0"x1'-0" Deep Pad Footing
- C1
- C2
- C3
- C4
- C5
- Brick Pavers
- 4" Thick, Concrete Slab
- 2x10 PT Wood Joist @16" O.C
- Stair Stringer Wood Beam @16" O.C
- 2x4 Wood Ledger Beam

DESIGN SUPERIMPOSED FLOOR LOADS

DEAD LOAD: 25 PSF
LIVE LOADS: 40 PSF



DETAIL-ACCESS OPENING IN EXIST. WALL (CRAWL SPC)
SCALE: 1"=1'-0"



DETAIL-VENT IN EXIST. WALL (CRAWL SPC)
SCALE: 1"=1'-0"

Digitally signed by
ATHANASIOS T. MARINOS
ATHANASIOS T. MARINOS
Date: 2024.06.04 15:44:08 -04'00'

ATHANASIOS TOMMY MARINOS, PE, SE, STATE OF FLORIDA, PROFESSIONAL ENGINEER, LICENSE No. 51562.
THIS SHEET HAS BEEN DIGITALLY SIGNED AND SEALED BY ATHANASIOS T. MARINOS AS INDICATED HERE.
PRINTED COPIES OF THIS DOCUMENT ARE NOT CONSIDERED SIGNED AND SEALED AND THE SIGNATURE MUST BE VERIFIED ON ELECTRONIC COPIES.

ENGINEER STATEMENT

IN MY PROFESSIONAL JUDGMENT AND TO THE BEST OF MY KNOWLEDGE AND BELIEF, THESE PLANS AND SPECIFICATIONS COMPLY WITH THE FLORIDA BUILDING CODE.



63.2 FT	19.1 FT	43.7 FT	4.5 FT	2.0 EA	1.0 EA	3.0 EA	1.0 EA	11.0 EA	8.0 EA	4.0 EA	1.0 EA	1.0 EA	258.0 SQ FT	139.5 SQ FT	58.3 SQ FT	15.5 SQ FT	8.2 FT

REVISIONS/SUBMISSIONS (*)																	
---------------------------	--	--	--	--	--	--	--	--	--	--	--	--	--	--	--	--	--

ALL DRAWINGS, SPECIFICATIONS AND RELATED DOCUMENTS ARE THE COPYRIGHT OF THE ARCHITECT AND MUST BE RETURNED UPON REQUEST. REPRODUCTION OF DRAWINGS, SPECIFICATIONS, AND RELATED DOCUMENTS IN PART OR WHOLE IS FORBIDDEN WITHOUT THE ARCHITECT'S PERMISSION.

William B Medelin
Architect P.A.
www.wbmarchitect.com

560 N.E. 71 STREET
MIAMI, FLORIDA 33138
305-672-8381

FL #AA0003400 - FL #AR0013832

SHEET TITLE
**MAIN HOUSE
FOUNDATION AND GROUND FLOOR PLAN**

ISSUE DATE: 05/31/2024
PROJECT NO.: 20221
DRAWN BY: ATM
CHECKED BY: ATM
DRAWING NO.: S-1

